







# Yo-Yee Integrated Flashcard User Guide

Teaching zoo vocabulary by focusing on “can” questions

Can a   ? Yes, it can . 😊 No, it can't . ☹️

A  , a  and a  can  .

Can a  and a   ? No, they can't . ☹️

Can   ? No,  can't . ☹️

Target Group: Beginner Level

Material: Animal and zoo flashcards (additional colour and verb flashcards)

Vocabulary: animal show, animals, bear, cage, crocodile, deer, elephant, feed the animals, giraffe, hippopotamus, kangaroo, lion, monkey, rhinoceros, snake, tiger , turtle, veterinarian, zebra, zookeeper  
run, swim, fly, jump, drink, eat, listen, walk

Process: Introduce animal and zoo vocabulary to students. Ask students simple questions such as: What colour is the tiger? How many legs has it got? What is your favourite animal? e.g.. Introduce verb vocabulary and ask about capabilities from animals, what they can do and what they can't do. For lower students you also can write animal vocabulary on the board and students have to stick the correct flashcards above the writing.

Skills: Animal and zoo vocabulary; spelling; numbers; colours; verbs; sentence structure; word-picture association; word-picture recognition; early reading; singular and plural; conjunctions; like and dislike; favourites

Game Idea: **Memory Master**

Have the students sit in a circle. Designate one student to be the Memory Master. Arrange the flashcards face up in the center. Each student chooses a flashcard and says the word. They cannot touch the flashcards. After everyone has chosen, the Memory Master must hand the correct flashcards to each student, repeating the words.