

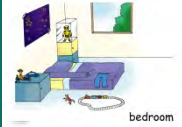








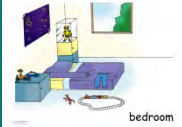









# Yo-Yee Integrated Flashcard User Guide

## Teaching house and rooms vocabulary

My  has got 2 , 3  and a .

The , ,  and  are .

The ,  and  are  .

The  is  the   the .

Target Group: Elementary Level

Material: House and rooms flashcards (additional preposition or daily routine flashcards)

Vocabulary: attic, basement, bathroom, bedroom, dining room, downstairs, garage, garden, hallway, house, kitchen, laundry room, living room, office, stairs, storage room, upstairs, home office

Process: Introduce house and rooms vocabulary to students. Ask them questions about their houses. Create a short story on the board as an example. After students have to rewrite the story using their own house layouts. Additionally use prepositions to ask more detailed questions. Where is the bathroom? It is next to the laundry room e.g.. You can also use daily routines vocabulary. Where do you eat dinner? Where do you cook food? Where do you brush your teeth? e.g..

Skills: House and rooms vocabulary; spelling; word-picture association; word-picture recognition; sentence structure; grammar; reading; conjunctions; verbs; describing places and locations; telling time; daily schedules; basic prepositions

Game Idea: **Fly Swats**

Much like the traditional whiteboard game, fly swats, several flashcards are stuck against the whiteboard. Divide students into 2 or 3 teams, giving one player from each team a "fly swatter" (very fun with real fly swatter, but rolled paper will work).