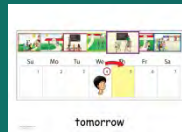
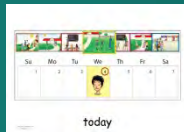
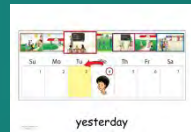
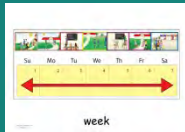
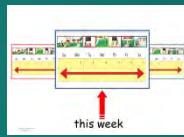


Yo-Yee Integrated Flashcard User Guide

Teaching calendar vocabulary using colours




was

is

is



is



is



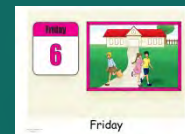
is



is




is



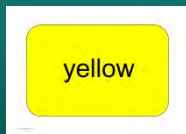
is



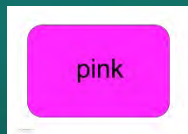
is



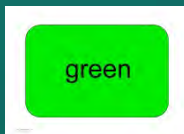
red




yellow




pink




green



orange



blue



purple

Target Group: Elementary Level

Material: Calendar and colour flashcards

Vocabulary: Sunday, Monday, Tuesday, Wednesday, Thursday, Friday, Saturday, last month, last week, last year, next month, next week, next year, this month, this week, this year, today, tomorrow, yesterday, week, weekend
black, blue, brown, green, grey, orange, pink, purple, red, silver, white, yellow

Process: NOTE: This board is build up from bottom to top. Make a revision of colours first. Ask students what colour is Sunday, what colour is Monday e.g.. Let students read the short sentences such as: Sunday is red, Monday is yellow. This develops fluency in reading and memorizing vocabulary. Stick the today, yesterday and tomorrow flashcards above the actual day. Ask students questions: What day is today? What day is tomorrow? e.g.. Students answer: Today is Wednesday. Tomorrow is Thursday. Thursday is red. .e.g..

Skills: Calendar vocabulary; spelling; grammar; word-picture association; word-picture recognition; sentence structure; reading; planning; past tense and future tense; conjunctions

Game Idea: **Beat the Clock**

Play this game with any flashcards that have an order to them like alphabet, numbers, days of the week, months, etc. Time the students as they race to put them in order. Have them try again to see if they can beat their fastest time.