




Yo-Yee Integrated Flashcard User Guide

Teaching verb set 4 focusing on stories and roleplays

Can I  a t-shirt? Yes,  one. I'll  blue .

Ok, but don't  it today. I  it on Sunday.

Ok, I'll  blue. It will not  . I won't  .



Target Group: Pre-Intermediate Level

Material: Verb 4 flashcards

Vocabulary: borrow, choose, fix, forget, hold, hurt, need, pull, remember, share, smell, take, touch, try, use, visit, wear, work

Process: Introduce verb vocabulary to students and ask random questions: Do you hold hands? Do you visit the doctor? Have you ever borrowed a shirt? Create a small example story on the board. Students have to write a short story by themselves according their preferences. Students present their story to the class.

Skills: Verbs; adjectives; conjunctions; grammar; sentence structure; word-picture association; word-picture recognition; early reading; likes and dislikes

Verbs are the heart of every sentence because they determine how complex a sentence structure can be. Use picture cards to teach children verb vocabulary to form more complex sentences and sentence structures.

Game Idea: **Flashcard Act Out**

Similar to charades or miming, choose one or more students to come to the front. Show a flash card and have the students act it out. Reward the first student to guess the correct answer. This can be used with many subjects like sports, actions, verbs, animals, etc.

Pictionary

Have a student come up to the front and show them a flashcard. That student draws the picture on the board. The first student to guess the word gets a point. The can also be played in teams.