













# Yo-Yee Integrated Flashcard User Guide

## Teaching occupations in combinations with locations

A	 fire fighter	 work	at the	 fire station
A	 doctor	 work	at the	 hospital
A	 teacher	 work	at the	 school
A	 policeman	 work	at the	 police station

Target Group: Elementary Level

Material: Occupation and location flashcards

Vocabulary: actor, artist, astronaut, builder, cook, bus driver, dentist, doctor, engineer, farmer, fire fighter, fisherman, gardener, hairdresser, housewife, mechanic, nurse, photographer, pilot, policeman, postman, secretary, shopkeeper, singer, soldier, student, taxi driver, teacher, veterinarian, waitress

Process: NOTE: Occupation and location flashcards are matching, so you will find for every location a matching occupation card (example board). Ask students: Where do teachers work? A teacher works at a school. e.g.. Where do fire fighters work? A firefighter works at a fire station.

Skills: Occupations vocabulary; spelling; word-picture association; word-picture recognition; sentence structure; grammar; reading; conjunctions; verbs; describing people; locations, future plans

Game Idea: **Opposites Grid**

Draw a matrix or grid on the board (at least 5x4 squares) and number your axis A to E on the top scale and 1 to 4 beside the squares created; you end up with squares like A1, B2, C3 etc. Stick 10 opposites flashcards mixed up front to back onto the board (also location and occupations matching pairs possible). Students have to find and remember the correct matching squares. Team who gets the most opposites or combination pairs wins (like memory game).